

The resource investment that pays

Corporate Presentation

May 2022



Deterra

ROYALTIES



Important notices and disclaimer



This presentation has been prepared by Deterra Royalties Limited (“Deterra”, “the Company”). By accessing this presentation you acknowledge that you have read and understood the following statement.

The material in this presentation is general background information about Deterra and its activities current as at the date of the presentation on 16 May 2022. The information in this presentation is given in summary form and does not purport to be complete. Information in this presentation is provided to assist sophisticated investors with their own analysis of the Company but should not be relied upon as a predictor of future performance. The current outlook parameters supersede all previous key physical and financial parameters. The information in this presentation is not intended to be relied upon as advice to investors or potential investors and does not take into account the investment objectives, financial situation or needs of any particular investors. Investors should consider these factors and consult with their financial, legal or other professional adviser.

This presentation should be read in conjunction with Deterra's other periodic and continuous disclosure announcements which are available at www.asx.com.au.

Reporting Period

Financial Year 2021, FY21 and Period ended 30 June 2021 all refer to the period 15 June 2020 to 30 June 2021.

Reserves, resources and other technical information

Except where otherwise stated, the information in this presentation relating to the mining assets to which Deterra's royalty interests are referable is based solely on information publicly disclosed by the owners or operators of these mining assets and information and data available in the public domain as at the date of this presentation, and none of this information has been independently verified by Deterra. Accordingly, Deterra does not make any representation or warranty, express or implied, as to the accuracy or completeness of such information. Specifically, Deterra has limited, if any, access to the mining assets in respect of which royalties are derived by the Deterra. Deterra generally relies on publicly available information regarding the mining assets and generally have no ability to independently verify such information.

Forward-looking Statements

This presentation contains certain statements which constitute “forward-looking statements”. Often, but not always, forward-looking statements can generally be identified by the use of forward-looking words such as “may”, “will”, “expect”, “plan”, “believes”, “estimate”, “anticipate”, “outlook” and “guidance”, or similar expressions, and may include, without limitation, statements regarding plans; strategies and objectives of management; anticipated performance; estimates of future expenditure; expected costs; estimates of future royalty income, product supply, demand and consumption; statements regarding future product prices; and statements regarding the expectation of future Mineral Resources and Ore Reserves.

Where Deterra expresses or implies an expectation or belief as to future events or results, such expectation or belief is expressed in good faith and on a reasonable basis. No representation or warranty, express or implied, is made by Deterra that the matters stated in this presentation will in fact be achieved or prove to be correct.

Forward-looking statements are only predictions and are subject to known and unknown risks, uncertainties, assumption and other important factors that could cause the actual results, performances or achievements of Deterra or the underlying royalty assets to differ materially from future results, performances or achievements expressed, projected or implied by such forward-looking statements. Readers are cautioned not to place undue reliance on these forward-looking statements, which speak only as of the date thereof. Such risks and factors include, but are not limited to: the risks and uncertainties associated with the ongoing impacts of COVID-19, the Australian and global economic environment and capital market conditions; changes in exchange rate assumptions; changes in product pricing assumptions; major changes in mine plans and/or resources; changes in equipment life or capability; emergence of previously underestimated technical challenges; increased costs and demand for production inputs; and environmental or social factors which may affect a licence to operate, including political risk.

To the extent permitted by law, Deterra, its officers, employees and advisors expressly disclaim any responsibility for the accuracy or completeness of the material contained in this presentation and exclude all liability whatsoever (including in negligence) for any loss or damage which may be suffered by a person as a consequence of any information in this presentation or any error or omission therefrom. Deterra does not undertake to release publicly any revisions to any forward-looking statement to reflect events or circumstances after the date of this presentation, or to reflect the occurrence of unanticipated events, except as may be required under applicable securities laws.

No independent third party has reviewed the reasonableness of the forward-looking statements or any underlying assumptions.

Past performance

Investors should note that past performance metrics and figures in this presentation are given for illustrative purposes only and cannot be relied upon as an indicator of (and provide no guidance as to) future Deterra performance, including future share price performance. Any such historical information is not represented as being, and is not, indicative of Deterra's views on its future financial condition and/or performance.

Non-IFRS Financial Information

This document may contain non-IFRS financial measures including EBITDA, Underlying EBITDA, EBIT, free cash flow, and net debt amongst others. Deterra management considers these to be key financial performance indicators of the business and they are defined in the Interim Report for the half-year ended 31 December 2021 (22 February 2022). Non-IFRS measures have not been subject to audit or review.

All figures are expressed in Australian dollars unless stated otherwise.

In accordance with ASX Listing Rule 15.5, Deterra confirms that this presentation has been authorised for release to ASX by Deterra's Managing Director.

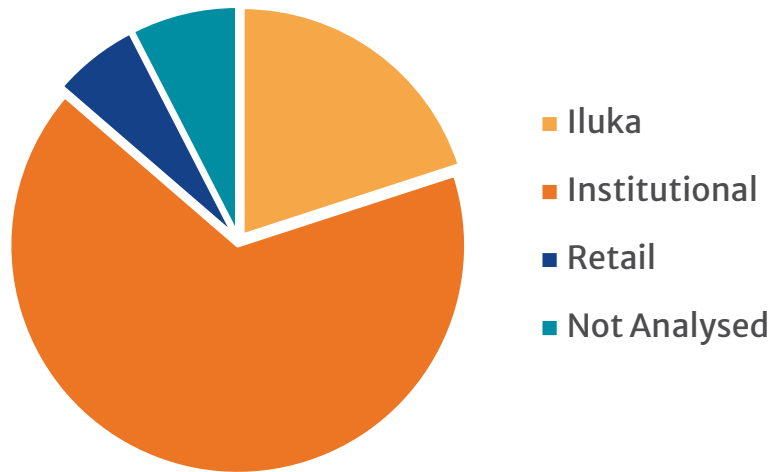
Corporate overview



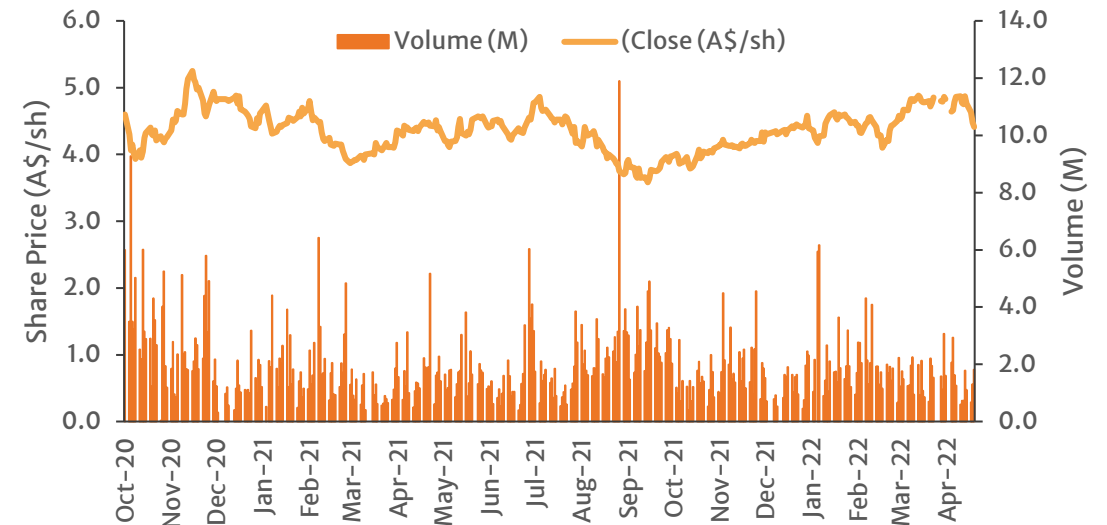
Share price ¹	\$4.43
Shares on issue	528.5m
Market capitalisation	\$2.3bn
Cash (31 Dec 2021)	\$29.4m
1H'22 Dividend	11.68¢
Royalty agreements	6

Managing Director, CEO	Julian Andrews
Independent Non-Executive Chair	Jenny Seabrook
Non-Executive Director	Graeme Devlin
Non-Executive Director	Joanne Warner
Non-Executive Director ²	Adele Stratton
Chief Financial Officer	Brendan Ryan

Register composition



Share price performance¹



(1) As of 13 May 2022
 (2) Iluka Resources nominee

What we offer investors



Quality

MAC royalty covers a world class iron ore hub,
Operated by BHP the world's largest mining company¹

Margins

96% EBITDA Margin²

Dividends

100% of NPAT, Fully Franked paid to date³

Growth

South Flank expected to grow MAC volumes to 145Mwmtpa⁴
Patient and disciplined approach to value accretive M&A

ESG

Targeting net zero operational GHG footprint in FY22
ESG integral to our investment process

(1) BHP is the world's largest listed mining company by market capitalization as of 11 May 2022

(2) 1H'22 EBITDA margin

(3) Deterra's approach to dividends and dividend policy will be determined by the Deterra Board at its discretion and may change over time

(4) BHP delivers first production from South Flank (20 May 2021), available at www.BHP.com



A better way to invest in resources

Reduce operational exposure, capture upside

The nature of our business model means our investors are exposed to lower capital and operating risk than typical mining investments but retain exposure to the upside through expansions and extensions at no cost.

"Top line" cashflows

Royalty revenue derived from asset's revenue line.

Commodity price leverage

Direct exposure to underlying commodity price.

Project optionality

Asset expansions and extensions drive value of royalty investments.

No capital cost obligations

Royalty owner is free carried through future project capital requirements.

Limited operating cost exposure

No direct exposure to project operating costs.

Cost inflation resistance

High margins, and protection against cost inflation.

Business Highlights



Underlying assets and business model provide a positive start to FY2022

Simple business model performing well

- Strong operating performance at Mining Area C as production volumes increase to 49.2 million wet metric tonnes, up 45% HoH
- Ramp-up of South Flank Project remains on track to lift Mining Area C volumes to 145 million wet metric tonnes per annum ⁽¹⁾

Building growth optionality

- Increased liquidity as credit facility refinanced and expanded to \$350 million at lower average margins and longer tenor
- Continued investment in business development

Prioritised shareholder returns

- Dividend policy continues to prioritise shareholder returns
- Fully franked interim dividend of 11.68 cents per share declared representing 100% of NPAT

(1) BHP Operational Review for the Half Year ended 31 December 2022 (19 January 2022)

Financial Results

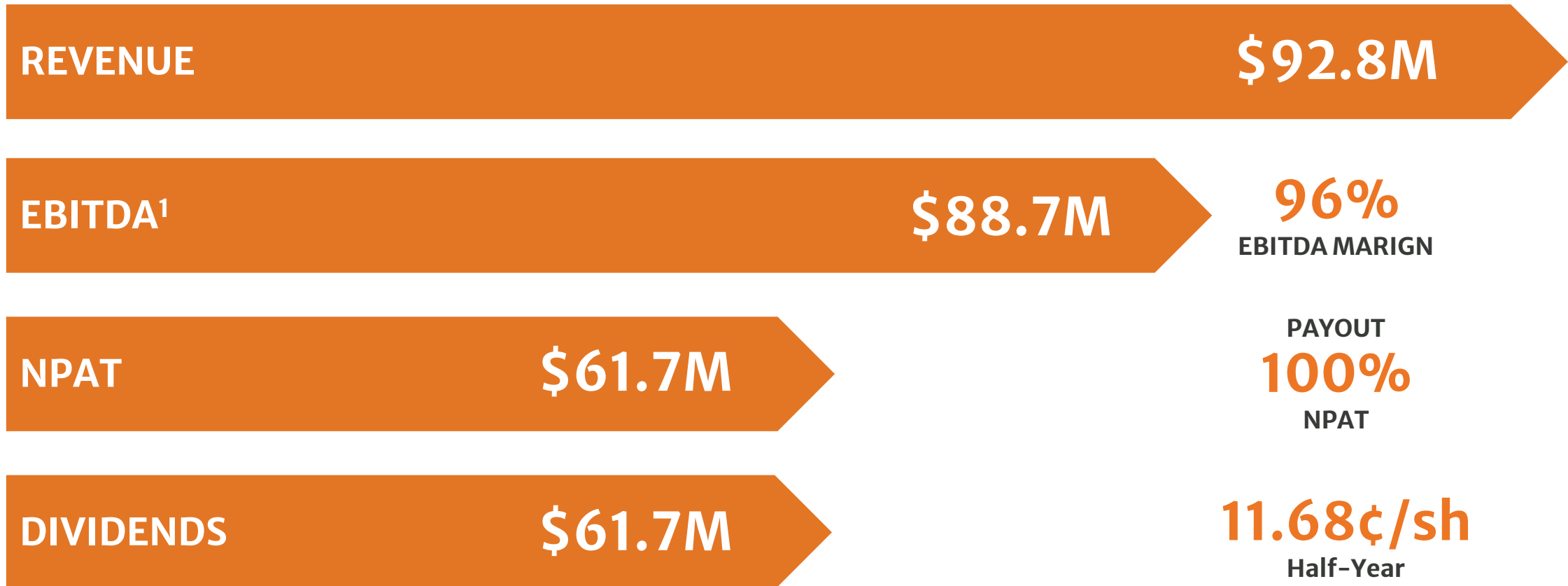
Simple business model
continues to deliver strong
financial performance



1H'22 Highlights



Strong financial performance reflecting simple business model



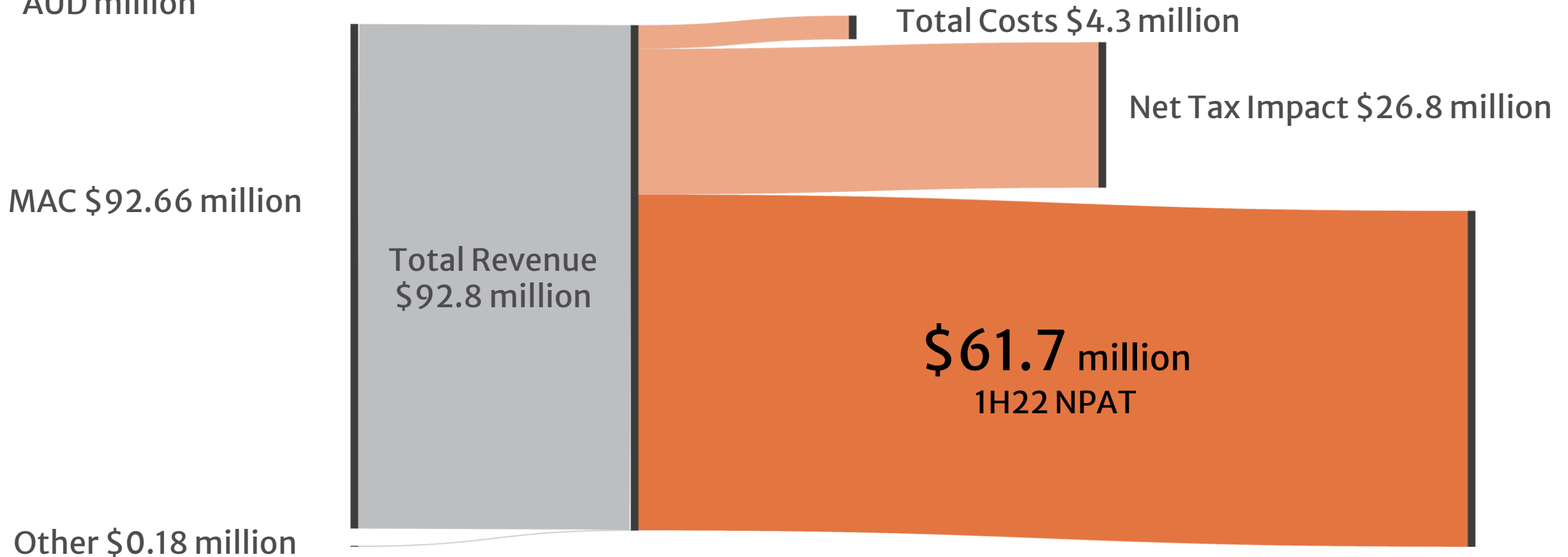
(1) See notes on slide 2 – Non-IFRS Measures.

Simplified Income Statement



Illustrative 1H22 statement of profit or loss

AUD million

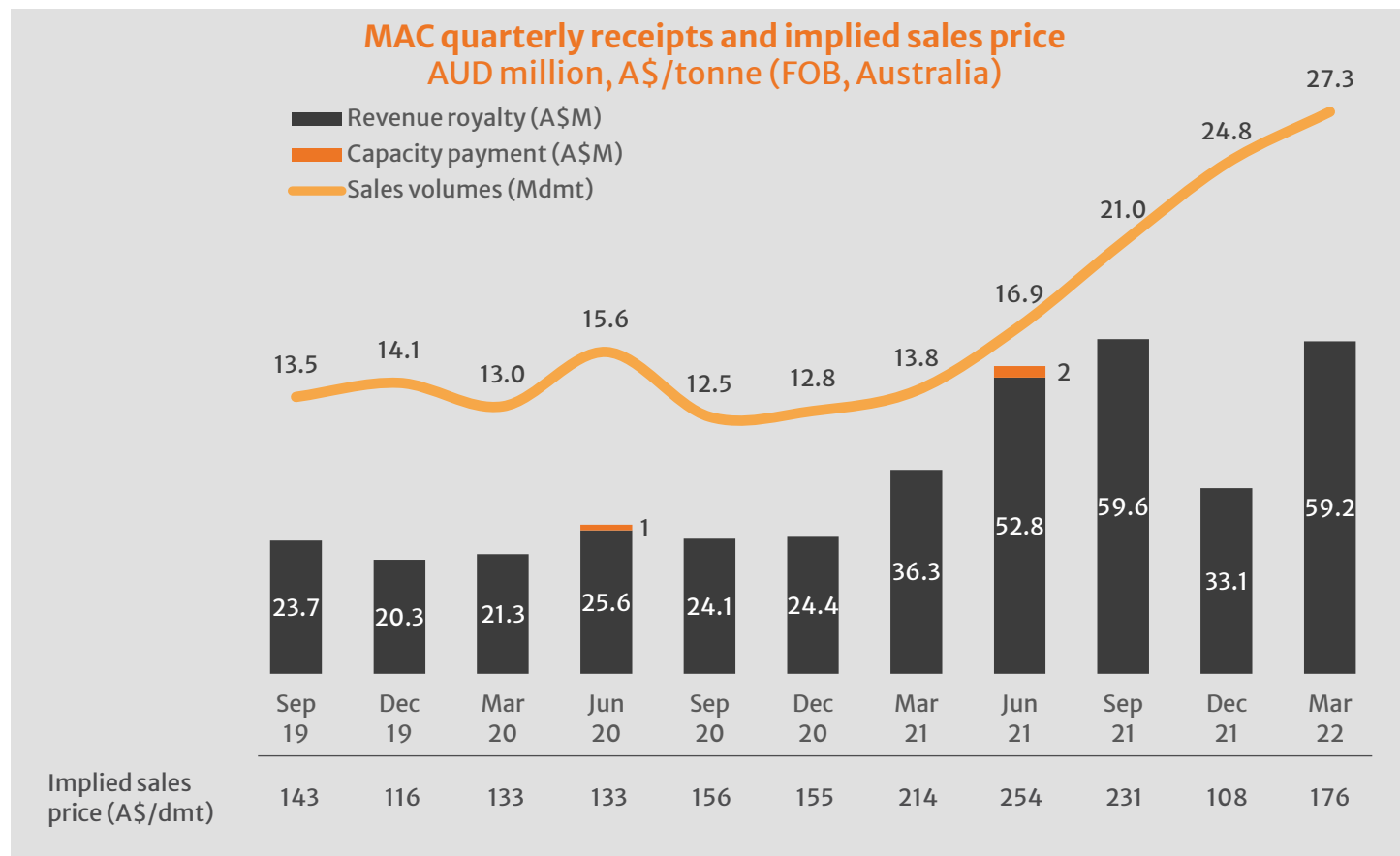


Mining Area C Royalty Performance



MAC reported significant increases in production volumes, up 45% on the preceding half

- BHP's MAC operation has performed strongly with incremental production from South Flank reaching a peak rate of 45Mwmtpa in the period.
- The South Flank project remains on track to increase total MAC volumes to 145Mwmtpa over three years⁽¹⁾.



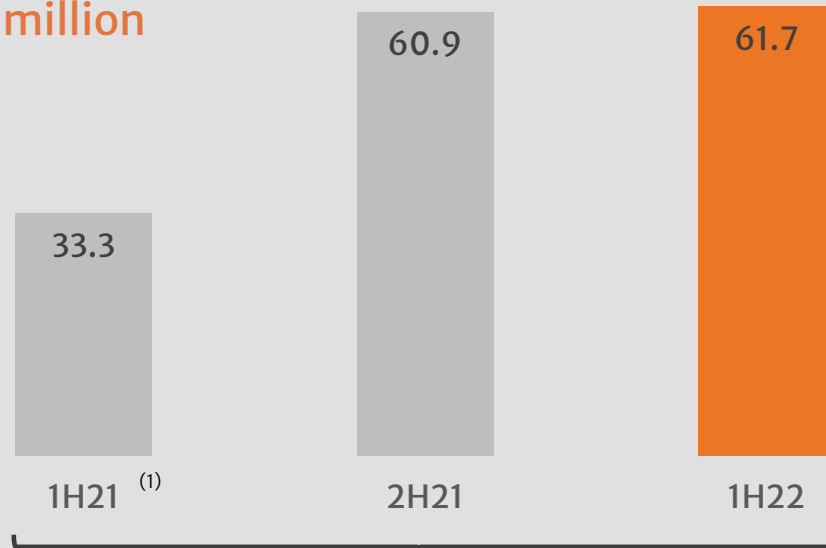
(1) BHP Operational Review for the period ended 31 March 2022

Delivering strong shareholder returns



Continuing to build a track record of disciplined capital management and shareholder returns

Dividend History AUD million



Dividends paid or declared

Declared

1H22 dividend of 11.68 cents per share (fully franked)

- Record date: 14 March 2022
- Payment date: 31 March 2022

Deterra's capital management framework

Prioritise Returns

- Prioritise returns to shareholders whilst acknowledging the opportunity to invest in growth
- Return all surplus cash, franked to the maximum extent possible

Optimise Use of Debt

- Optimise use of debt funding for future acquisitions

Maintain Targeted Leverage

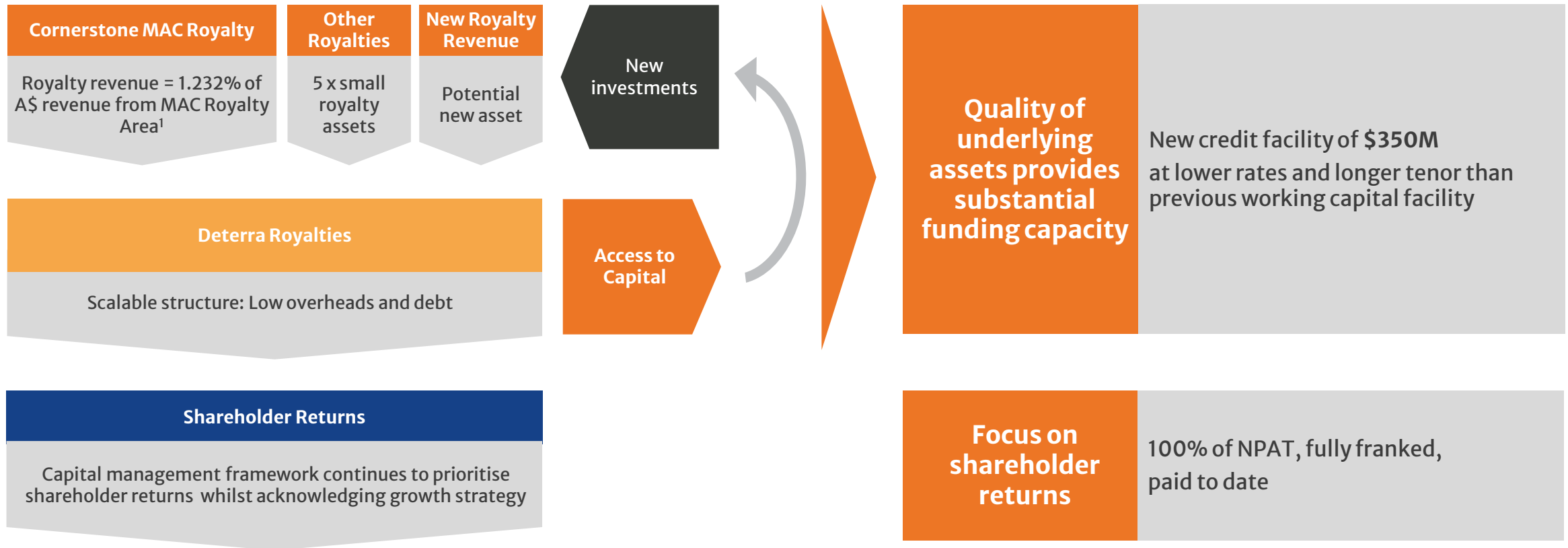
- Expectation that cash flow from future royalties would, at least in part, be utilised to maintain leverage
- Targeted range of 0-15% of enterprise value over time

(1) Includes Pre-Demerger Dividend to Iluka of \$20.4M

Capital structure for growth and returns



The high-quality MAC cash flows and conservative capital management provides Deterra with strong capacity to fund growth and dividends



(1) Deterra Royalties also received capacity payments under the MAC Royalty Agreement.



Mining Area C

Low-risk exposure to a large, low-cost iron ore mining complex that is set to grow its volumes by 2.4 times¹.



(1) Compared to FY21 volumes. BHP reported MAC production volumes on a wet basis. Source: BHP Operational Review for the year period 31 May 2021 and similar prior Operational Reviews, available at www.asx.com.au; BHP delivers first production from South Flank (20 May 2021), available at www.BHP.com.

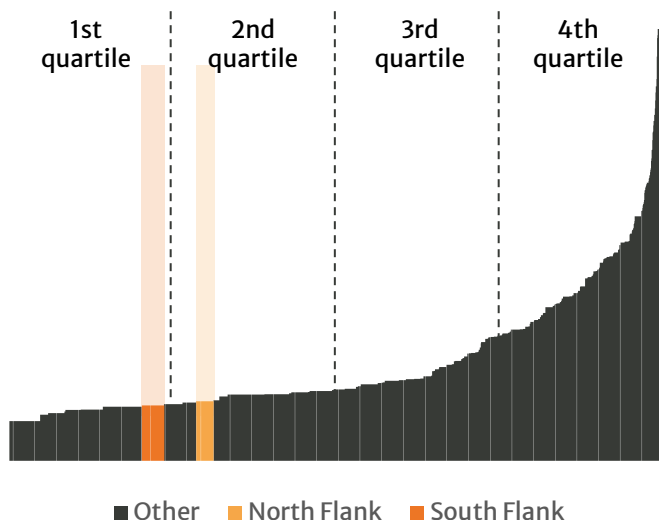
Our core asset – the Mining Area C Royalty



The South Flank expansion is BHP's newest and most technically advanced operation and will make Mining Area C the world's largest iron ore hub, producing some of the lowest cost and lowest carbon emitting iron ore in the world.

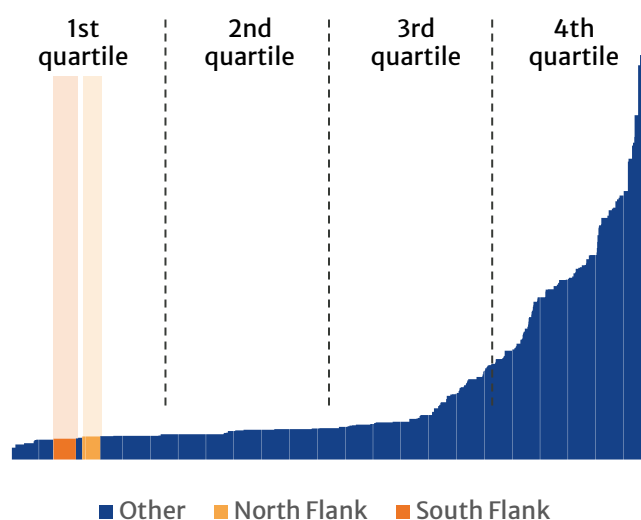
Low Costs

Iron ore total cash cost curve (2025F)¹



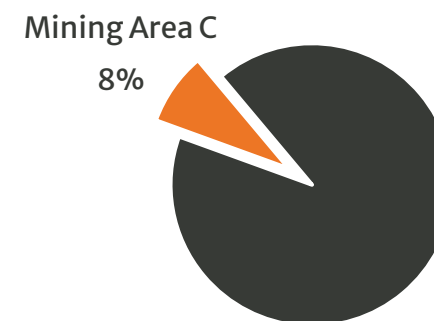
Low Emissions

Iron ore GHG Intensity curve (2025F)²



Large Scale

Mining Area C will account for 8% of global seaborne supply at full capacity³



Global seaborne iron ore supply is expected to be 1592Mt in 2025³

(1) Source: Wood Mackenzie. Total cash costs are defined as direct cash cost associated with mining, processing and transport of marketable products, including G&A costs directly related to mine production, royalties, levies and other indirect taxes. Units are US\$/t

(2) Source: Wood Mackenzie. GHG emissions intensity. Scope 1 plus Scope 2. Units are kgCO₂e/T

(3) Source: Wood Mackenzie. Global Iron Ore Strategy Planning Outlook – Q1 2022 (31 March 2022)

Our core asset – the Mining Area C Royalty

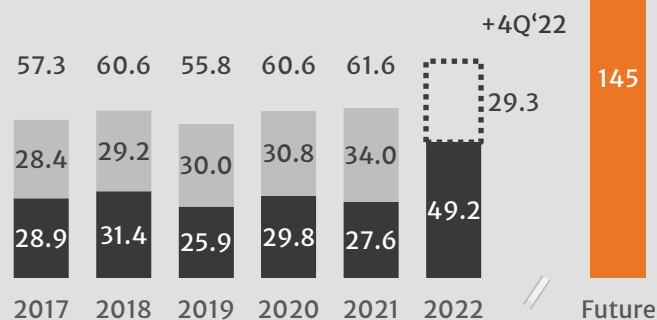


Low risk exposure to a long-life operation with near term growth and potential for further extension

Significant near-term growth through South Flank expansion

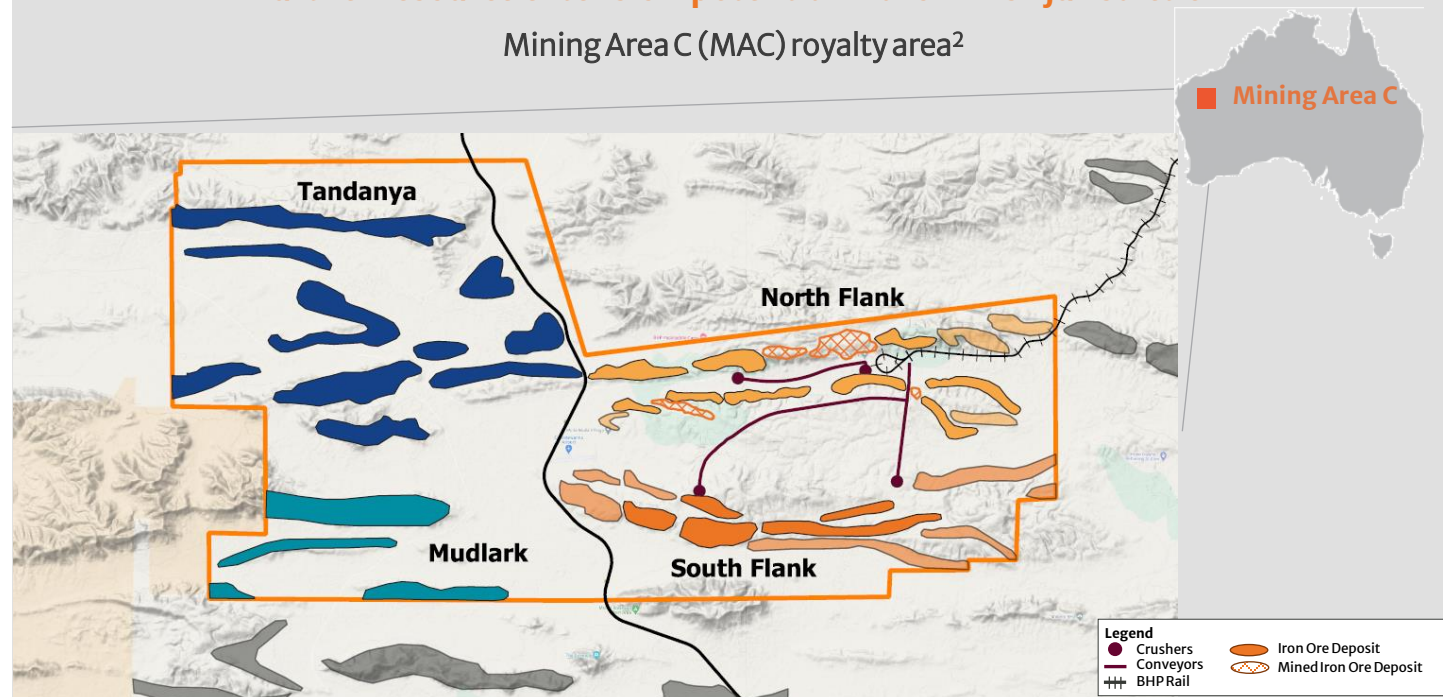
Mining Area C production
(Financial years, Mwmt)¹

■ 1H ■ 2H ⚙️ 3Q'22 ■ Future



Further resource extension potential in a low-risk jurisdiction

Mining Area C (MAC) royalty area²



(1) Compared to FY21 volumes. BHP reported MAC production volumes on a wet basis. Source: BHP Operational Review for the year period 31 May 2021 and similar prior Operational Reviews, available at www.asx.com.au; BHP delivers first production from South Flank (20 May 2021), available at www.BHP.com.

(2) Location and mineralisation outline are for illustrative purposes only. Source: BHP public documents, Google Earth and Western Australian Department of Mines, Industry Regulation and Safety (DMIRS), with Deterra overlay of royalty area.

Strategy and Outlook

Maximise returns and grow value responsibly



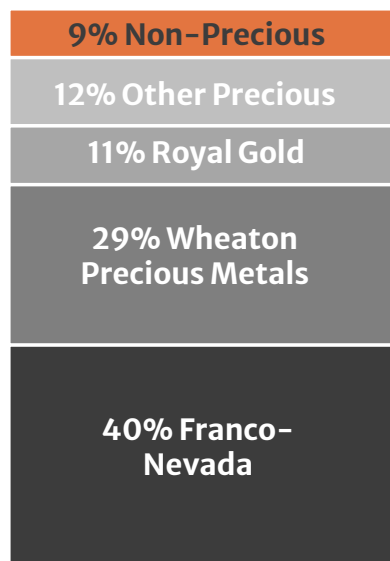
Royalty and streaming company landscape



Deterra holds a leading position in the non-precious royalty streaming sub-sector

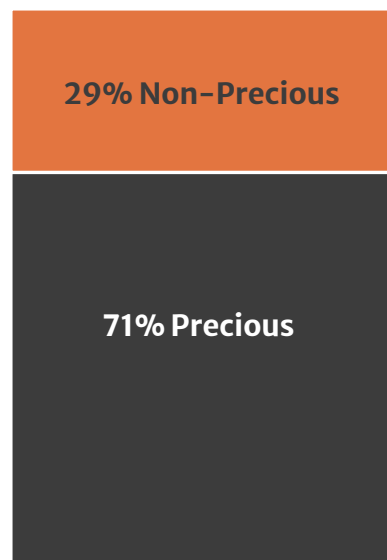
Listed Royalty Companies¹

Total US\$63bn market cap with only 9% Non-Precious Focused

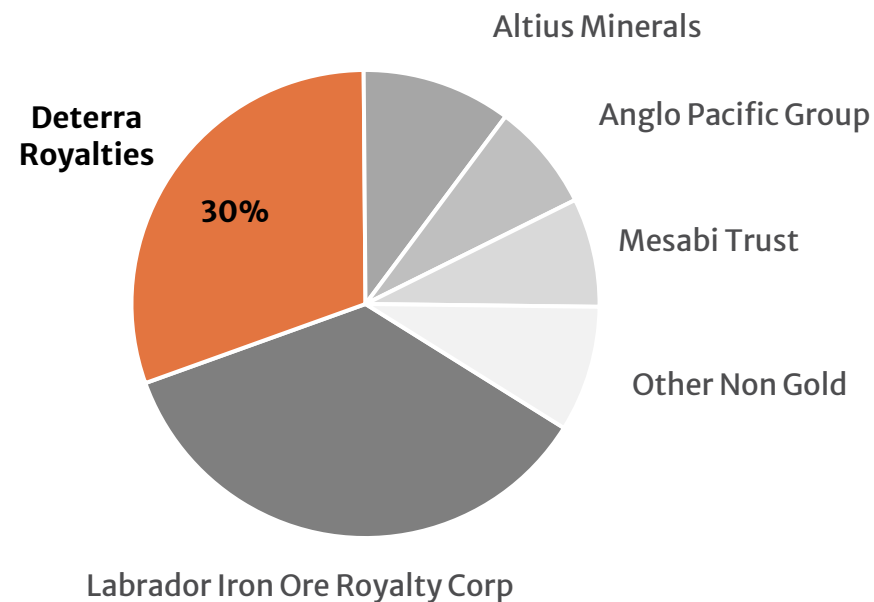


Opportunity Pool of Existing Royalties²

29% of Existing Royalties are Non-Precious



Non-Precious Focused Listed Royalty Companies¹



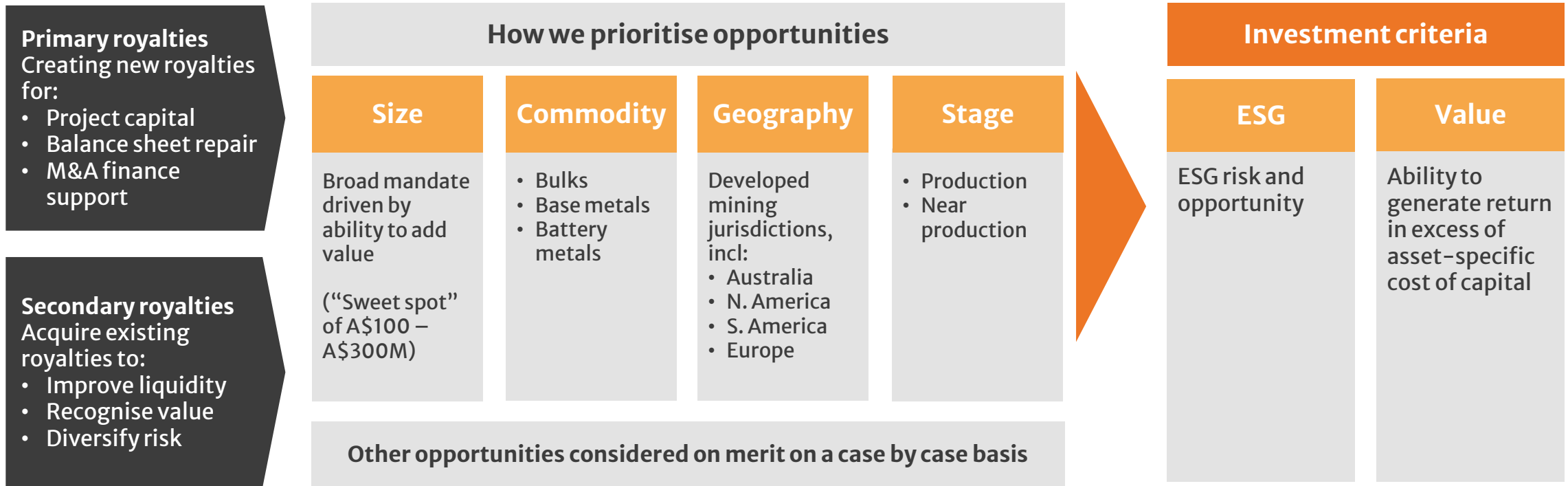
Globally, the listed mining royalty company universe has a total market capitalisation of ~US\$60bn. Only 9% of that market capitalisation is dedicated to the non-precious metal segment. Deterra's analysis suggests that this segment is underserved, with non-precious metals accounting for 29% of the opportunity pool. Deterra is one of the leading companies in the non-precious metal royalty segment and focused on bulk, base and battery metals.

(1) S&P Capital IQ. Average market capitalisation for the peer group during January 2022. Universe includes; TSX:FNV, NYSE:WPM, NasdaqGS:RGLD, TSX:OR, TSX:TFPM, TSX:SSL, NYSEAM:GROY, TSX:MMX, TSX:NSR, TSXV:MTA, TSXV:EMX, TSXV:VOX, TSXV:ELE, AIM:ALS, TSXV:FISH, TSXV:OGN, TSXV:EMPR, TSX:LIF, ASX:DRR, TSX:ALS, LSE:APF, NYSE:MSB, TSXV:URC, AIM:TRR
 (2) Number of royalties from Deterra analysis of S&P Capital IQ.

Strategy focused on value-accretive growth



Deterra's screening process and investment criteria prioritise opportunities where it has a competitive advantage



Growth strategy focused on increasing earnings and diversification through value-accretive investments over time.

Committed to sustainable shareholder returns



Our sustainability roadmap outlines our commitment to transparent reporting of our ESG performance and objectives

Complete

- Established Human Rights Policy
- Published first Corporate Governance Statement
- Completed Voluntary Tax Disclosure
- Developed ESG due diligence criteria

Current

- Participant in the UN Global Compact
- Issued first annual Modern Slavery Statement
- Targeting net-zero operational GHG footprint in FY22

Next Steps

- Assess materiality and enhance our ESG performance disclosures
- Establish community engagement initiatives
- Enhance the robustness of our ESG due diligence process

Future State

- Enhance our ESG disclosures
- Inform our investment decisions

A better way to invest in the resources industry



Summary

- 1 MAC royalty is one of the world's best royalty assets
- 2 Superior EBITDA margin of 96% in 1H22
- 3 Prioritised returns with 100% of NPAT dividend payout ratio, fully franked paid to date¹
- 4 South Flank project remains on track to increase Mining Area C volumes by 2.4x³ and a growth mandate to provide patient and disciplined value accretive M&A²

Our Business Model



(1) Deterra's approach to dividends and dividend policy will be determined by the Deterra Board at its discretion and may change over time
(2) BHP delivers first production from South Flank (20 May 2021), available at www.BHP.com.



For more information:

Investor and Media enquiries

Matthew Schembri

Investor Relations Manager

Mobile: + 61 (0) 427 821 380

Email: matt.schembri@deterraroyalties.com

Brendan Ryan

Chief Financial Officer

Email: investor.relations@deterraroyalties.com

Deterra Royalties Limited

ACN 641 743 348

Level 5, 216 St Georges Terrace Perth WA 6000

Telephone: +61 (0)8 6277 8880

www.deterraroyalties.com



Deterra
ROYALTIES